

# “ PPP ”

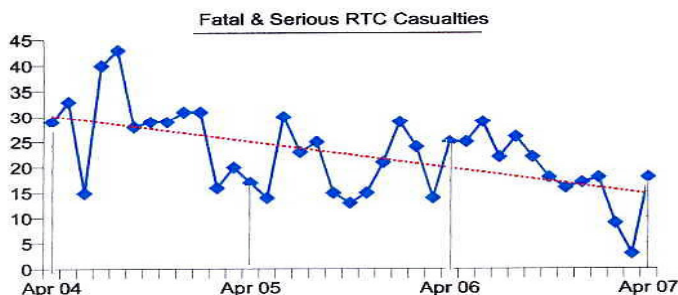
## People for Proper Policing in North Wales

System System System North Wales Police Management Information Bulletin

### Road Traffic Collision - All Casualties

April 2007

#### FORCE



SPI 9a - People killed or seriously injured in RTCs

Target
-4%
Progress
-28.0%

	Month	YTD	Last YTD	Progress
Fatal	1	1	6	-83.3%
Serious	17	17	19	-10.5%
Slight	136	136	205	-33.7%
All Casualties	154	154	230	-33.0%

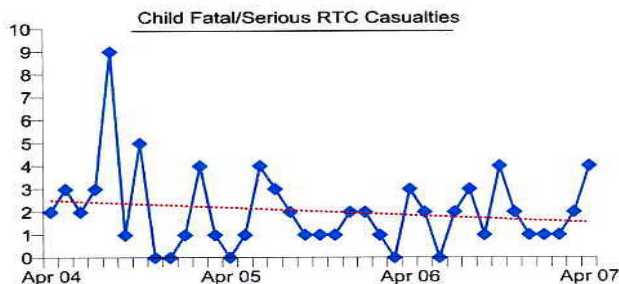
Red Routes All Collisions

	Month	YTD	Last YTD	Target
OSD Red routes	4	4	26	-84.6 %
Arrive Alive Red Routes	0	0	4	-100.0 %

### Road Traffic Collisions - Child, Motorcycle, Pedal Cycle & Pedestrian Casualties

April 2007

#### FORCE



NWP 10b - Child casualties resulting in death or serious injury

Target
-5%
Progress
33.3%

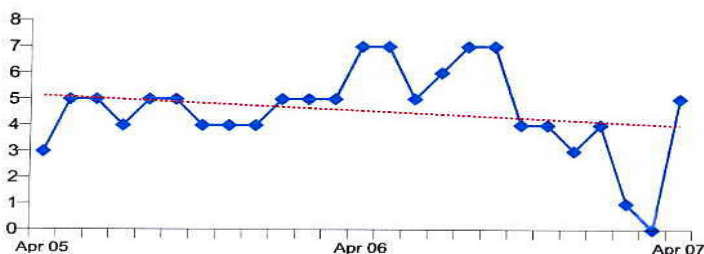
	Child Casualties			Motorcyclist			Pedal Cyclist			Pedestrian		
	Month	YTD	Last YTD	Month	YTD	Last YTD	Month	YTD	Last YTD	Month	YTD	Last YTD
Fatal	0	0	2	1	1	2	0	0	0	0	0	1
Serious	4	4	1	7	7	4	2	2	0	3	3	3
Slight	14	14	15	17	17	13	4	4	10	12	12	18
All Casualties	18	18	18	25	25	19	6	6	10	15	15	22

### RTC - Young Driver Collisions

April 2007

These are collisions in which the driver of the vehicle is aged 16-25 and either contributed to or caused the collision.

#### FORCE



NWP 27b - RTCs involving young drivers involving death or serious injury

Target
-10%
Progress
-28.6%

	Month	YTD	Last YTD	Progress
Fatal	1	1	2	-50.0%
Serious	4	4	5	-20.0%
Slight	16	16	35	-54.3%
All Collisions	21	21	42	-50.0%

The data above is a verbatim extract from the NWP website at...

[www.north-wales.police.uk/nwp/freedom/foiNews/articlefiles/34-Information%20Management%20Bulletin%20April%202007.pdf](http://www.north-wales.police.uk/nwp/freedom/foiNews/articlefiles/34-Information%20Management%20Bulletin%20April%202007.pdf)

The crime and other STATS are being carefully analysed by the PPP.

The PPP comments ...There has been a significant reduction in deaths and serious injuries on North Wales roads this year and we sincerely hope this trend continues. It is not clear to us why these large variations occur BUT a very mild winter and poor weather since have had an effect. We think that NWPF have been operating more local and main highway patrol cars and the ANPF (N0.plate recognition) system and other initiatives may have removed many dangerous/illegal vehicles and drivers from our roads. Only North Wales police have this information.

## North Wales RTCs

Year	90	91	92	93	94	95	96	97	98	99	00	01	02	03	04	05	06	07
Killed	69	80	45	58	47	57	58	58	63	51	60	48	44	49	58	42	47	?

The overall annual figures above show major HIGH & LOW fluctuations. .... WHY!

We are concerned about the accuracy of the figures quoted as we know that FOUR cyclists all died while on a ride near Abergele, on January 8 2006. The above data shows zero cyclist fatalities for Jan-April 2006.

The much DELAYED inquest held only in June 2007 raised serious questions about the negligence of NWPF, Conwy Council and the CPS. The driver responsible was fined ONLY for driving on THREE substandard tyres. (did he have a current MOT? Was it fraudulent?)

*The persistent brainwashing of (the whole population) and particularly our police officers regarding 'SPEEDING' led Chief Inspector Lyn Adams, from North Wales Police, to say "the driver appeared to have lost control on a gentle left-hand bend, striking a wall and rebounding into the road. The driver has lost control because of the ice on the road. There is no indication to suggest that this is down to something like excessive speed. Our best estimate at the moment is that the car is driving at something like 50 miles per hour. And on a road like this, (single carriage way 60mph limit!) that isn't excessive speed. Every road traffic collision is treated as a crime scene and tests have already been carried out. However there is nothing to suggest the driver did anything but lose control and on the face of it this seems to be a terrible accident."*